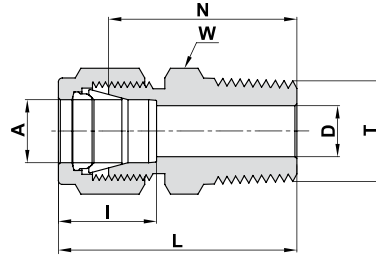


## 768 L MALE CONNECTOR



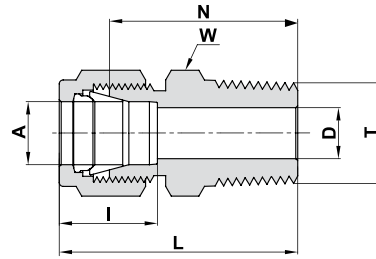
### TUBE (METRIC) MALE NPT THREAD

Ordering Information	A Tube O.D.	T (NPT)	D	W Hex. Flat	N	L	I
	mm	inch	mm	mm	mm	mm	mm
768L _ 2 X 1/8	2	1/8	1.7	12	23.9	30.5	12.9
768L _ 3 X 1/8	3	1/8	2.4	12	23.9	30.5	12.9
768L _ 3 X 1/4	3	1/4	2.4	14	29.0	35.6	12.9
768L _ 4 X 1/8	4	1/8	2.4	12	24.6	31.2	13.7
768L _ 4 X 1/4	4	1/4	2.4	14	29.7	36.3	13.7
768L _ 6 X 1/8	6	1/8	4.8	14	25.4	32.8	15.3
768L _ 6 X 1/4	6	1/4	4.8	14	30.5	37.9	15.3
768L _ 6 X 3/8	6	3/8	4.8	18	31.0	38.4	15.3
768L _ 6 X 1/2	6	1/2	4.8	22	37.3	44.7	15.3
768L _ 8 X 1/8	8	1/8	4.8	15	26.7	34.2	16.2
768L _ 8 X 1/4	8	1/4	6.4	15	31.2	38.7	16.2
768L _ 8 X 3/8	8	3/8	6.4	18	31.8	39.3	16.2
768L _ 8 X 1/2	8	1/2	6.4	22	38.1	45.6	16.2
768L _ 10 X 1/8	10	1/8	4.8	18	28.7	36.3	17.2
768L _ 10 X 1/4	10	1/4	7.9	18	33.3	40.9	17.2
768L _ 10 X 3/8	10	3/8	7.9	18	33.3	40.9	17.2
768L _ 10 X 1/2	10	1/2	7.9	22	38.9	46.5	17.2
768L _ 10 X 3/4	10	3/4	7.9	27	40.4	48.0	17.2
768L _ 12 X 1/8	12	1/8	4.8	22	28.7	38.8	22.8
768L _ 12 X 1/4	12	1/4	7.1	22	33.3	43.4	22.8
768L _ 12 X 3/8	12	3/8	9.5	22	33.3	43.4	22.8
768L _ 12 X 1/2	12	1/2	9.5	22	38.9	49.0	22.8
768L _ 12 X 3/4	12	3/4	9.5	27	40.4	50.5	22.8
768L _ 14 X 1/4	14	1/4	7.1	24	34.0	44.1	24.4
768L _ 14 X 3/8	14	3/8	9.5	24	34.0	44.1	24.4
768L _ 14 X 1/2	14	1/2	11.1	24	38.9	49.0	24.4
768L _ 15 X 1/2	15	1/2	11.9	24	38.9	49.0	24.4
768L _ 16 X 3/8	16	3/8	9.5	24	34.0	44.1	24.4
768L _ 16 X 1/2	16	1/2	11.9	24	38.9	49.0	24.4
768L _ 16 X 3/4	16	3/4	12.7	27	40.4	50.5	24.4
768L _ 18 X 1/2	18	1/2	11.9	27	40.4	50.5	24.4
768L _ 18 X 3/4	18	3/4	15.1	27	40.4	50.5	24.4
768L _ 20 X 1/2	20	1/2	11.9	30	42.2	52.3	26.0
768L _ 20 X 3/4	20	3/4	15.9	30	42.2	52.3	26.0
768L _ 22 X 3/4	22	3/4	15.9	30	42.2	52.3	26.0
768L _ 22 X 1	22	1	18.3	35	47.0	57.1	26.0
768L _ 25 X 1/2	25	1/2	11.9	35	45.2	57.5	31.3
768L _ 25 X 3/4	25	3/4	15.9	35	45.2	57.5	31.3
768L _ 25 X 1	25	1	21.8	35	50.0	62.3	31.3
768L _ 38 X 1 1/2	*38	1 1/2	33.7	55	64.0	91.6	49.4
768L _ 50 X 2"	*50	2	45.2	3 inch	76.2	113.3	65.0

\* Supplied assembled with Nuts and Ferrules. For low friction paste, see page 91  
 "D" - Dimension is minimum opening. Dimensions are for reference only, and are subject to change without notice.

Cont'd next page

**768 L**  
**MALE CONNECTOR** (Cont'd)



CONNECTORS

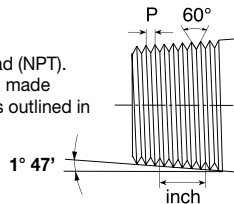
**TUBE (INCH) MALE NPT THREAD**

Ordering Information	A Tube O.D.		T (NPT)	D		W Hex. Flat	N		L		I	
	inch	mm	inch	inch	mm	inch	inch	mm	inch	mm	inch	mm
768L_ 1/16 X 1/16	1/16	1.58	1/16	.05	1.27	5/16	.79	20.10	.94	23.88	.34	8.6
768L_ 1/16 X 1/8	1/16	1.58	1/8	.05	1.27	7/16	.88	22.35	1.03	26.10	.34	8.6
768L_ 1/16 X 1/4	1/16	1.58	1/4	.05	1.27	9/16	1.07	27.17	1.22	30.98	.34	8.6
768L_ 1/8 X 1/16	1/8	3.17	1/16	.09	2.28	7/16	.91	23.11	1.17	29.71	.50	12.7
768L_ 1/8 X 1/8	1/8	3.17	1/8	.09	2.28	7/16	.94	23.90	1.20	30.48	.50	12.7
768L_ 1/8 X 1/4	1/8	3.17	1/4	.09	2.28	9/16	1.14	28.95	1.40	35.56	.50	12.7
768L_ 1/8 X 3/8	1/8	3.17	3/8	.09	2.28	11/16	1.15	29.21	1.41	35.81	.50	12.7
768L_ 1/8 X 1/2	1/8	3.17	1/2	.09	2.28	7/8	1.40	35.56	1.66	42.16	.50	12.7
768L_ 3/16 X 1/8	3/16	4.76	1/8	.12	3.04	7/16	.97	24.63	1.23	31.24	.54	13.7
768L_ 3/16 X 1/4	3/16	4.76	1/4	.12	3.04	9/16	1.17	29.72	1.43	36.32	.54	13.7
768L_ 1/4 X 1/16	1/4	6.35	1/16	.12	3.04	1/2	1.00	25.40	1.29	32.76	.60	15.2
768L_ 1/4 X 1/8	1/4	6.35	1/8	.19	4.82	1/2	1.00	25.40	1.29	32.76	.60	15.2
768L_ 1/4 X 1/4	1/4	6.35	1/4	.19	4.82	9/16	1.20	30.50	1.49	37.85	.60	15.2
768L_ 1/4 X 3/8	1/4	6.35	3/8	.19	4.82	11/16	1.22	30.98	1.51	38.35	.60	15.2
768L_ 1/4 X 1/2	1/4	6.35	1/2	.19	4.82	7/8	1.47	37.34	1.76	44.70	.60	15.2
768L_ 1/4 X 3/4	1/4	6.35	3/4	.19	4.82	1 1/16	1.53	38.86	1.82	46.22	.60	15.2
768L_ 5/16 X 1/8	5/16	7.93	1/8	.19	4.82	9/16	1.05	26.67	1.34	34.03	.64	16.2
768L_ 5/16 X 1/4	5/16	7.93	1/4	.25	6.35	9/16	1.23	31.24	1.52	38.60	.64	16.2
768L_ 5/16 X 3/8	5/16	7.93	3/8	.25	6.35	11/16	1.25	31.75	1.54	39.11	.64	16.2
768L_ 3/8 X 1/8	3/8	9.52	1/8	.19	4.82	5/8	1.10	27.90	1.39	35.30	.66	16.8
768L_ 3/8 X 1/4	3/8	9.52	1/4	.28	7.11	5/8	1.28	32.51	1.57	39.87	.66	16.8
768L_ 3/8 X 3/8	3/8	9.52	3/8	.28	7.11	11/16	1.28	32.51	1.57	39.87	.66	16.8
768L_ 3/8 X 1/2	3/8	9.52	1/2	.28	7.11	7/8	1.53	38.90	1.82	46.23	.66	16.8
768L_ 3/8 X 3/4	3/8	9.52	3/4	.28	7.11	1 1/16	1.59	40.38	1.88	47.75	.66	16.8
768L_ 3/8 X 1	3/8	9.52	1	.28	7.11	1 3/8	1.85	46.99	2.14	54.35	.66	16.8
768L_ 1/2 X 1/8	1/2	12.70	1/8	.19	4.82	13/16	1.13	28.70	1.53	38.86	.90	22.9
768L_ 1/2 X 1/4	1/2	12.70	1/4	.28	7.11	13/16	1.31	33.27	1.71	43.43	.90	22.9
768L_ 1/2 X 3/8	1/2	12.70	3/8	.38	9.65	13/16	1.31	33.27	1.71	43.43	.90	22.9
768L_ 1/2 X 1/2	1/2	12.70	1/2	.41	10.41	7/8	1.53	38.90	1.93	49.02	.90	22.9
768L_ 1/2 X 3/4	1/2	12.70	3/4	.41	10.41	1 1/16	1.59	40.38	1.99	50.54	.90	22.9
768L_ 1/2 X 1	1/2	12.70	1	.41	10.41	1 3/8	1.85	47.00	2.25	57.15	.90	22.9

**Reference Specifications:**

- 60° Thread angle
- Pitch measured in inches
- Truncation of root and crest is flat
- Taper angle 1° 47'

American Standard Pipe Thread (NPT).  
 NPT (National Pipe Tapered) is made according to the specifications outlined in ANSI B1.20.1.

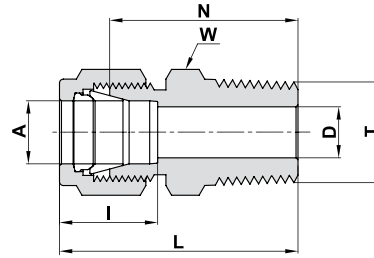


**Thermoelement** (see Page 38)

"D" - Dimension is minimum opening. Dimensions are for reference only, and are subject to change without notice.

Cont'd next page

## 768 L MALE CONNECTOR (Cont'd)



### TUBE (INCH) MALE NPT THREAD

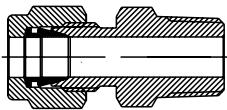
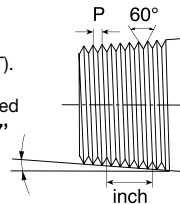
Ordering Information	A Tube O.D.		T (NPT)	D		W Hex. Flat	N		L		I	
	inch	mm	inch	inch	mm	inch	inch	mm	inch	mm	inch	mm
768L _ 5/8 X 1/4	5/8	15.87	1/4	.28	7.11	15/16	1.34	34.03	1.74	44.19	.96	24.4
768L _ 5/8 X 3/8	5/8	15.87	3/8	.38	9.65	15/16	1.34	34.03	1.74	44.19	.96	24.4
768L _ 5/8 X 1/2	5/8	15.87	1/2	.47	11.90	15/16	1.53	38.86	1.93	49.02	.96	24.4
768L _ 5/8 X 3/4	5/8	15.87	3/4	.50	12.70	1 1/16	1.59	40.38	1.99	50.54	.96	24.4
768L _ 3/4 X 3/8	3/4	19.05	3/8	.38	9.50	1 1/16	1.38	35.05	1.78	45.21	.96	24.4
768L _ 3/4 X 1/2	3/4	19.05	1/2	.47	11.90	1 1/16	1.59	40.38	1.99	50.54	.96	24.4
768L _ 3/4 X 3/4	3/4	19.05	3/4	.62	15.75	1 1/16	1.59	40.38	1.99	50.54	.96	24.4
768L _ 3/4 X 1	3/4	19.05	1	.62	15.75	1 3/8	1.85	47.00	2.25	57.15	.96	24.4
768L _ 7/8 X 1/2	7/8	22.22	1/2	.47	11.90	1 3/16	1.59	40.38	1.99	50.54	1.02	25.9
768L _ 7/8 X 3/4	7/8	22.22	3/4	.62	15.75	1 3/16	1.59	40.38	1.99	50.54	1.02	25.9
768L _ 7/8 X 1	7/8	22.22	1	.72	18.28	1 3/8	1.85	46.99	2.25	57.15	1.02	25.9
768L _ 1 X 1/2	1	25.40	1/2	.47	11.90	1 3/8	1.78	45.21	2.26	57.40	1.23	31.2
768L _ 1 X 3/4	1	25.40	3/4	.62	15.75	1 3/8	1.78	45.21	2.26	57.40	1.23	31.2
768L _ 1 X 1	1	25.40	1	.88	22.35	1 3/8	1.97	50.03	2.45	62.23	1.23	31.2
768L _ 1 1/4 X 1	*1 1/4	31.75	1	.86	21.80	1 3/4	2.17	55.12	3.04	77.22	1.62	41.2
768L _ 1 1/4 X 1 1/4	*1 1/4	31.75	1 1/4	1.09	27.70	1 3/4	2.17	55.12	3.04	77.22	1.62	41.2
768L _ 1 1/2 X 1 1/2	*1 1/2	38.10	1 1/2	1.34	34.00	2 1/8	2.43	61.72	3.50	88.90	1.97	50.0
768L _ 2 X 2	*2	50.80	2	1.81	45.97	2 3/4	3.00	76.20	4.47	113.54	2.66	67.6

\* Including low friction paste, See page 91

### Reference Specifications:

- 60° Thread angle
- Pitch measured in inches
- Truncation of root and crest is flat
- Taper angle 1° 47'

American Standard Pipe Thread (NPT).  
NPT (National Pipe Tapered) is made according to the specifications outlined in ANSI B1.20.1.



### Thermoelement

For ordering: use the catalog number of the selected fitting and add the suffix TC.  
Example: 768 L SS 1/4 x 1/4 **TC**

"D" - Dimension is minimum opening. Dimensions are for reference only, and are subject to change without notice.